

PDG Launch Event

Practice Development Groups

27 January 2021: Online
Annmarie Higgins & Joss Kang

SESSION OUTLINE



Programme
Assessor

Part 1 Fixed (1.30-2.30pm)

- Welcome
- Review of the [Practice Development Group Programme](#)
- Meet the Facilitators
- Explore Action Learning Sets

Part 2 Flexible (2.30-3.30pm)

- Action Learning Sets (breakout rooms)

PRACTICE DEVELOPMENT GROUPS (PDGs)

- PDGs across England
- Round 2: Jan - April 2021
- Groups of 3-5 + facilitator
- Maths/English inquiry



Action learning

Action research

Collaboration

Teacher expertise

SPOT ANY OF THE THEMES – COLLABORATION, TEACHER EXPERTISE, ACTION LEARNING...?

Was great to meet other practitioners and to be able to share ideas and experiences

I've learnt more from our session (PDG) than any other ESOL forum I've been to.

I will certainly be trying out some of the ideas around online quizzes to encourage engagement.

The meetings allowed us to open up and discuss which then created a trust between the staff. We were then happy to work with each other outside of the meetings.

It was a safe environment to speak your mind and put forth any concerns you had regarding teaching without feeling judged.

I also felt really reassured and not alone in my struggles which really reduced my mental stress.

PDGs - EAST MIDLANDS (5)

Facilitator	Focus	Places available
Sarabjit Borrell	English in adult & community learning	Yes
Lindsey Wilson	Maths/English: Engaging learners (making E/M fun, interactive and practical) within Sports	Yes
Richard Buckley	English: Non-written methods of digital feedback to help improve written English	Yes
Michelle Ellis-Tipton	English: Experiment with online formative assessment methods to improve students' skills in English	Full

Which PDG do you want to join?

PDGs West Midlands (7)

Facilitator	Focus for West Midlands PDGs (10)	Places available
Marsida Horeshka	Maths: Digital approaches to maths teaching	Full
Ravinder Jhite	Maths: Embedding of maths in practical vocational programmes to support GCSE maths	Full
Laura Davison	Maths/English in portfolios (apprentices)	Full
Isla Flood	ESOL: Sharing good practice for ESOL teaching and learning in changing climates.	Yes
Lora Scott	Making English/maths vocationally relevant & Improving online attendance	Yes
Kerry Scattergood	English: Development of apprentices' English skills/performance	Yes
Myfanwy Page	Maths/English: How do we keep learners engaged and translate best practice to the new digital world of delivery?	Yes
Sammy White	Harnessing the power of #edtech tools to create supportive spaces for effective reflective practice.	Yes

MEET THE FACILITATORS

The meetings allowed us to open up and discuss which then created a trust between the staff.

It was a safe environment to speak your mind and put forth any concerns you had regarding teaching without feeling judged.

What type of environment did facilitators & participants help create?

I also felt really reassured and not alone in my struggles which really reduced my mental stress.

The facilitators were very fair and friendly they also helped maintain and contributed to the positive environment.

I always left the meetings feeling self-assured and positive about my teaching.

ACTION LEARNING SET – 3 STAGES

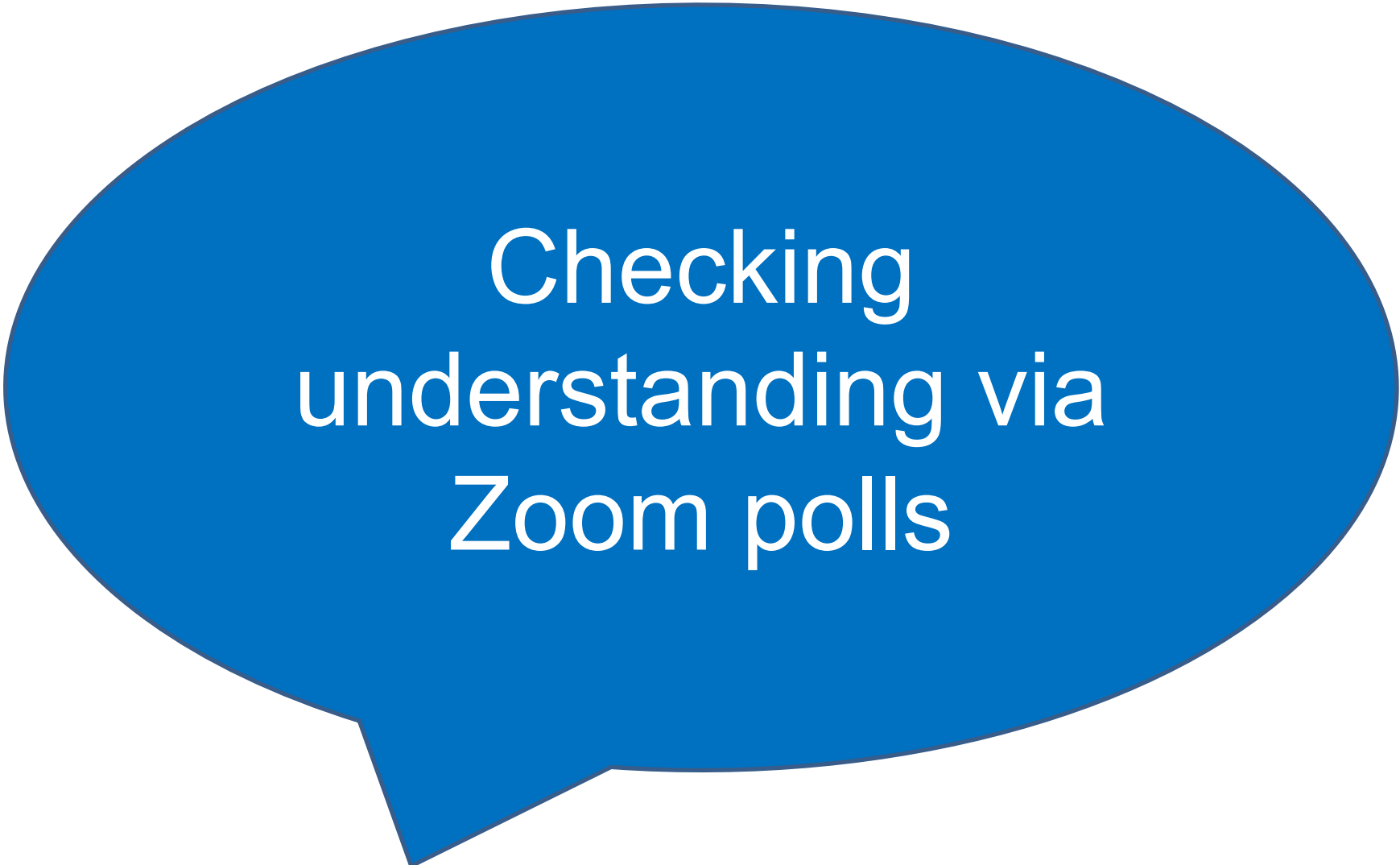
Stage 1: Presenter Round

Stage 2: Open Questioning Round

Stage 3: Reflection and Action Plan Round

ACTION LEARNING SETS (ALS) VIDEO



A large blue speech bubble with a white outline, pointing downwards and to the left. Inside the bubble, the text "Checking understanding via Zoom polls" is written in white, sans-serif font, centered.

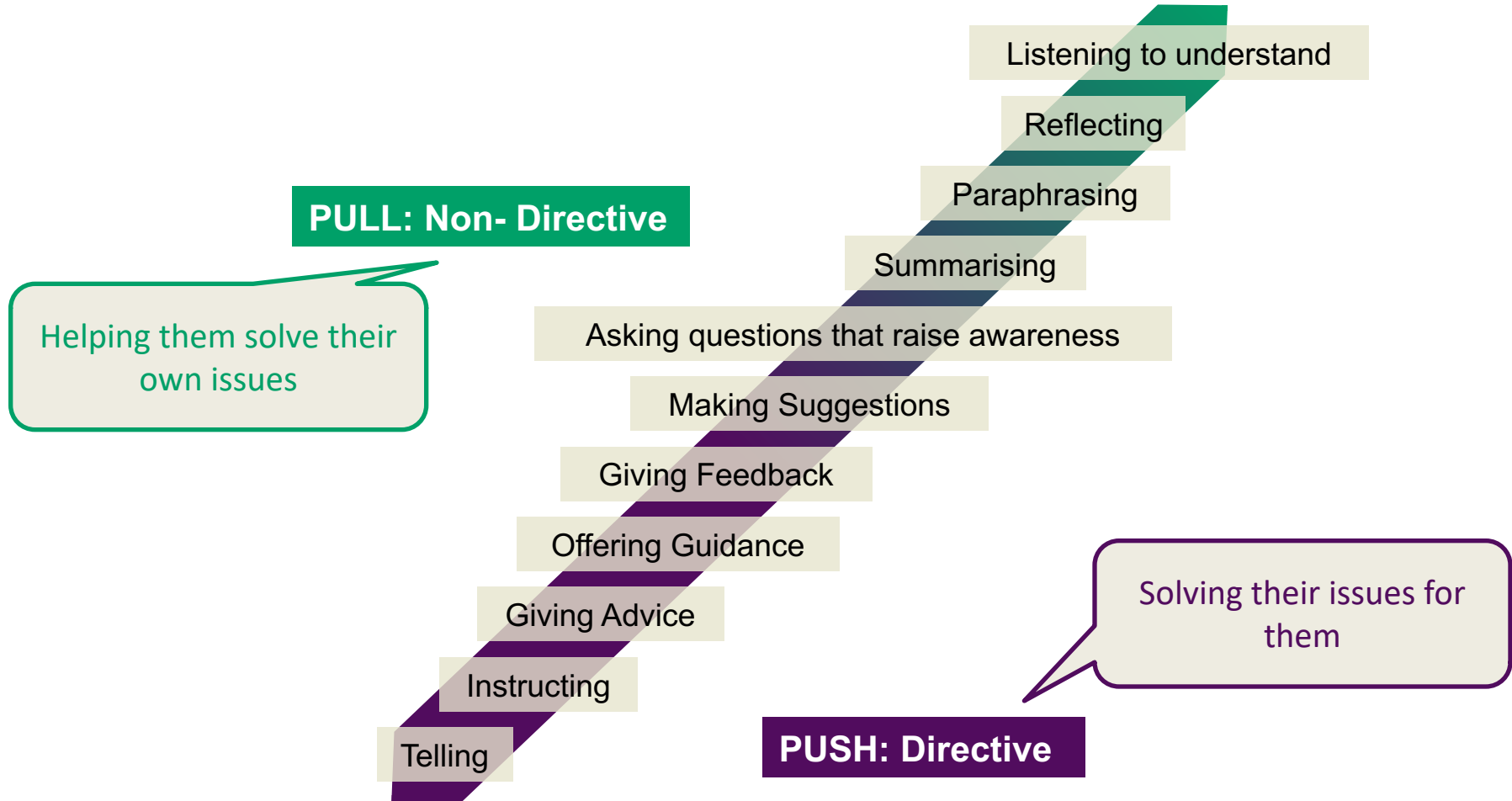
Checking
understanding via
Zoom polls

EXAMPLES OF ENQUIRING QUESTIONS

(round 2)

Open question words	Example
What...?	What do you need to do next?
How...?	How might you change the approach next time?
When...?	When do you want to try this by?
Why...?	Why are you drawn to this approach?
Who...?	Who else could you talk to about this?
What if...?	What if learners respond in different ways?

COACHING (round 2) & MENTORING (round 3)



ACTION LEARNING SET – 3 STAGES

Stage 1: Presenter Round

Stage 2: Open Questioning Round

Stage 3: Reflection and Action Plan
Round

STAGE 1- PRESENTER ROUND

Facilitator invites a participant to talk for up to 5 minutes about a challenge or goal.

Other participants act as supporters – they listen and show interest, but do not speak.

STAGE 2 - OPEN QUESTIONING ROUND

Facilitator invites each supporter to ask the presenter **one enquiring question** each to help clarify their thinking.

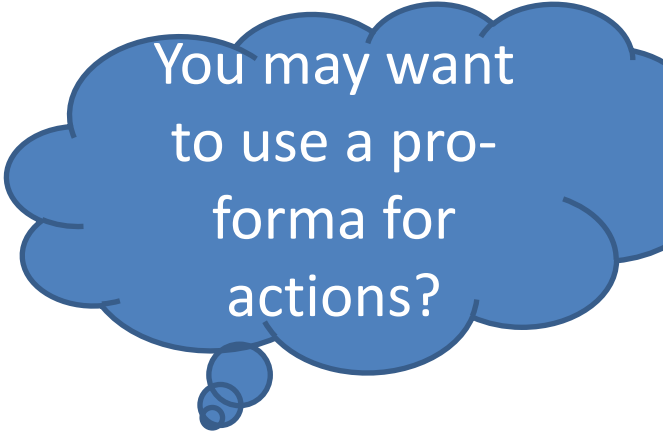
Enquiring questions should be **open and non-judgemental**.

Presenter briefly responds to each question.

STAGE 3 – REFLECTION & ACTION PLAN ROUND

Facilitator invites each supporter to make an offer of **help or resources**. These can include ideas, materials, and useful contacts.


No discussion about the offers made.
Presenter listens and makes notes.



You may want to use a pro-forma for actions?

Facilitator ensures all presenters have time & space to list actions they will take. Actions to be captured for review at the next meeting.

ACTION LEARNING SETS



How do you feel about the
Practice Development
Group Programme and
Action Learning Sets.....

NEXT STEPS

- PDG Facilitator will arrange you PDG/ALS meetings x3-4 (face-to-face/virtual or combo!)
- Participants confirm your attendance of your PDG/ALS meetings
- You are invited to hold an ALS now if you have your group here today. We will allocate a break-out room for you.
- Or let's match you to a PDG
- Post launch event [survey](#)